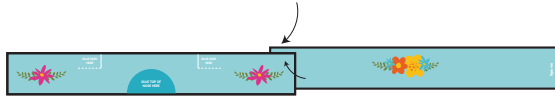


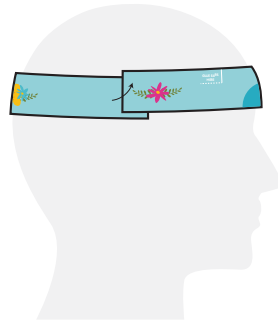
Mix-and-Match Animal Headband

1 Cut out the two blue headband straps.

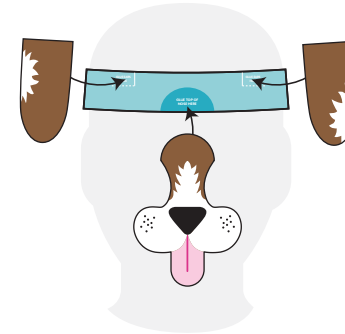
2 Glue or tape one end of the bottom headband strap to the other.




3 Measure the whole strap around your forehead and glue or tape the other ends together to create your headband.



4 Cut out the nose and ears you want to use and glue or tape them to the headband strap.



5 Dog and elephant ears should hang down, pig and rabbit ears should point up!



STICK EARS
HERE




STICK EARS
HERE



STICK TOP OF
NOSE HERE



Stick me



Stick me

