

Mix-and-Match Animal Headband: Colour In


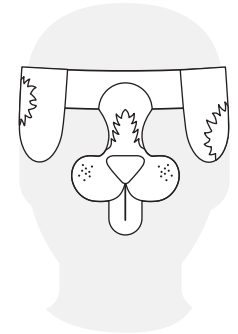
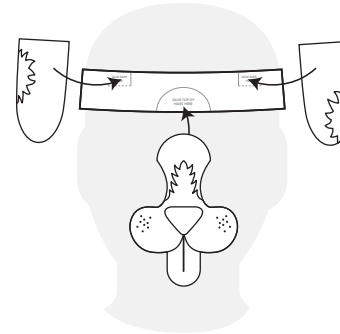
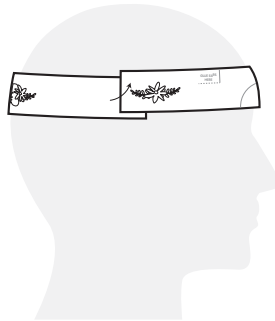
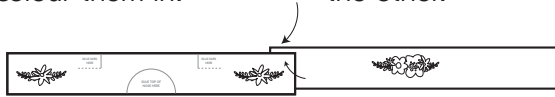
1 Cut out the two headband straps and colour them in!

2 Glue or tape one end of the bottom headband strap to the other.

3 Measure the whole strap around your forehead and glue or tape the other ends together to create your headband.

4 Cut out the nose and ears you want to use, colour them in, then glue or tape them to the headband strap.

5 Dog and elephant ears should hang down, pig and rabbit ears should point up!



STICK EARS
HERE



STICK TOP OF
NOSE HERE

STICK EARS
HERE

